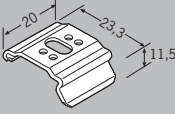
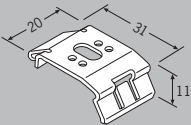
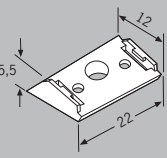
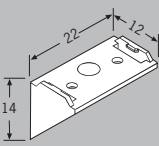
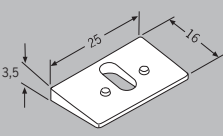
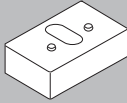
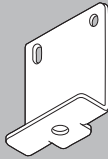
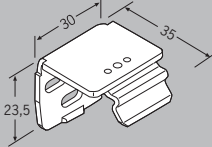
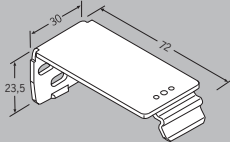
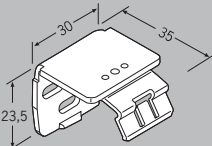
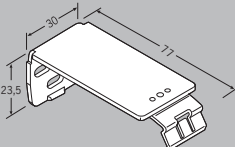
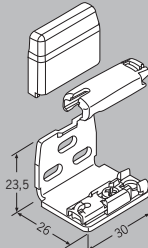
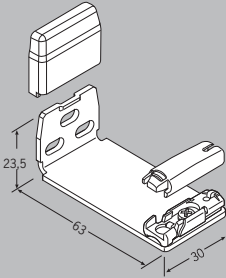
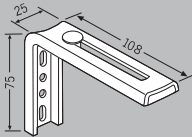
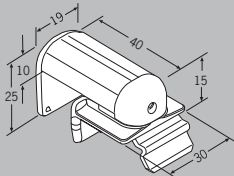
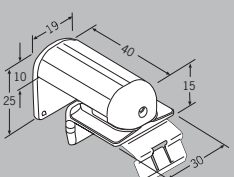
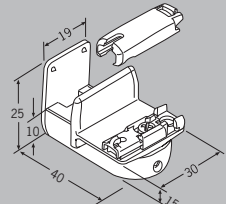
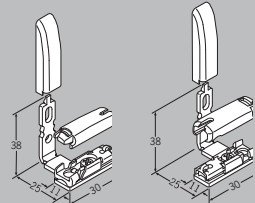
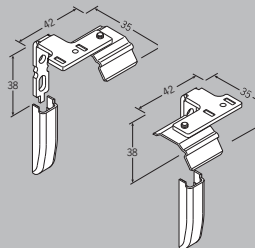


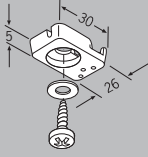
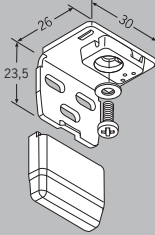
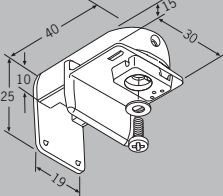
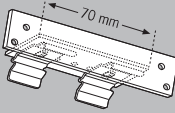
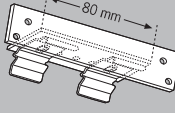
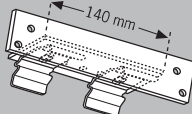
10

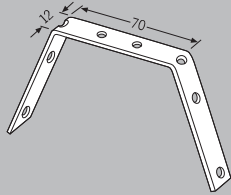
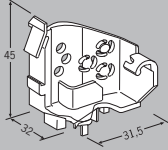
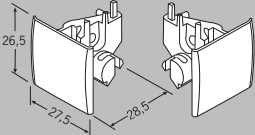
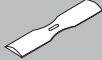
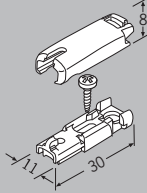
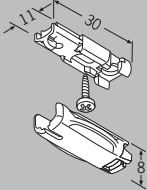
Single Components

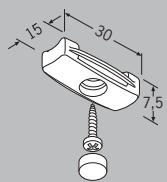
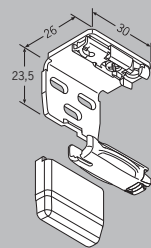
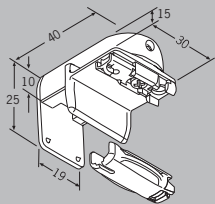
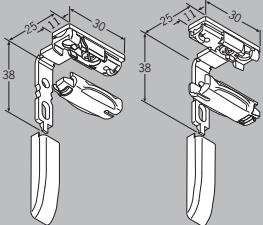
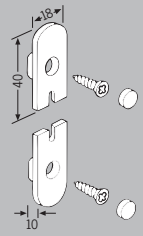
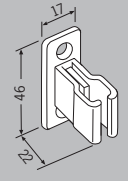
Article	Order No.	Description	For Model Types
	48100	Top Fix Bracket silver	F 1-3 Cord Lock F 1-3 Guide Wire F Slope 1, 2 FD Slope 3, 4 F 7, 8 DF 10, 30 PL 11, 30-42 PLK 13, 30-33 PLE 12, 30-33 SD 2, 3 SR 1, 2 SDP 2, 3
	48101	white	
	48102	black	
	48120	Top Fix Bracket F4, EL, K silver	F 4 Endless Chain FE Motorised PLK 13, 30-33 PLE 12, 30-33
	48121	white	
	48122	black	
	48110	Angle Fixing 15° white	F 1-3 Cord Lock F 1-3 Guide Wire F Slope 1, 2 FD Slope 3, 4 F 4 Endless Chain FE Motorised F 7, 8 VS 1, 3-10 PL 11, 30-42 PLK 13, 30-33 PLE 12, 30-33 SD 2, 3 SR 1, 2 SDP 2, 3
	48111	black	
	48112	Angle Fixing 45° white	F 1-3 Cord Lock F 1-3 Guide Wire F Slope 1, 2 FD Slope 3, 4 F 4 Endless Chain FE Motorised F 7, 8 VS 1, 3-10 PL 11, 30-42 PLK 13, 30-33 PLE 12, 30-33 SD 2, 3 SR 1, 2 SDP 2, 3
	48113	black	
	48114	Angle Fixing 11° Connectable (-44°) grey	F 1-3 Cord Lock F 1-3 Guide Wire F Slope 1, 2 FD Slope 3, 4 F 4 Endless Chain FE Motorised F 7, 8 VS 1, 3-10 PL 11, 30-42 PLK 13, 30-33 PLE 12, 30-33 SD 2, 3 SR 1, 2 SDP 2, 3
	48115	white	
	48116	brown	
	48117	Spacer 8 mm	F 1-3 Cord Lock F 1-3 Guide Wire F Slope 1, 2 FD Slope 3, 4 F 4 Endless Chain FE Motorised F 7, 8 VS 1, 3-10 PL 11, 30-42 PLK 13, 30-33 PLE 12, 30-33 SD 2, 3 SR 1, 2 SDP 2, 3


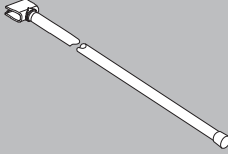
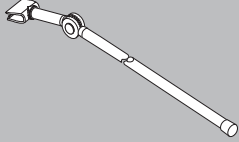
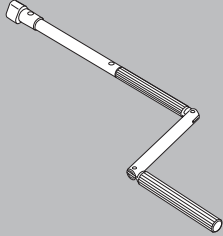
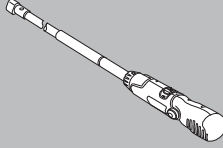
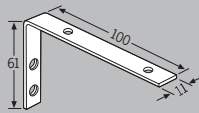
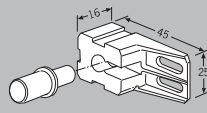
Article	Order No.	Description	For Model Types
	48280	Bracket for Composite Window silver	F 1 Composite Window
	48200 48201 48202	Face Fix Bracket grey white black	F 1-3 Cord Lock F 1-3 Guide Wire F Slope 1, 2 FD Slope 3, 4 F4 Endless Chain FE Motorised F 7, 8 VS1, 3-10 PL 11, 30-42 PLK 13, 30-33 PL 12, 30-33 SD 2, 3 SR 1, 2 SDP 2, 3
	48205 48206 48207	Face Fix Bracket lang grey white black	F 1-3 Cord Lock F 1-3 Guide Wire F Slope 1, 2 FD Slope 3, 4 F4 Endless Chain FE Motorised F 7, 8 VS1, 3-10 PL 11, 30-42 PLK 13, 30-33 PL 12, 30-33 SD 2, 3 SR 1, 2 SDP 2, 3
	48220 48221 48222	Face Fix Bracket F4, EL, K grey white black	F4 Endless Chain FE Motorised PLK 13, 30-33 PLE 12, 30-33
	48235 48236 48237	Face Fix Bracket F4, EL, K long grey white black	F4 Endless Chain FE Motorised PLK 13, 30-33 PLE 12, 30-33
	48224 48225 48226	Face Fix Bracket with Tension Shoe grey white black	F 1-4 Guide Wire FE Motorised VS 1-4

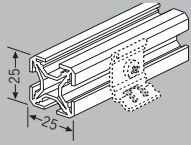
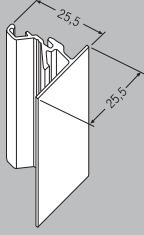
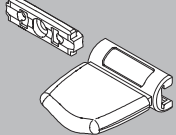

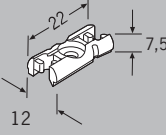
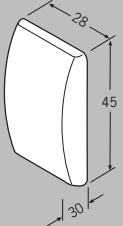
Article	Order No.	Description	For Model Types
	<p>48227 48228 48229</p>	<p>Bracket Long with Tension Shoe grey white black</p>	<p>F 1-4 Guide Wire FE Elekto VS 1-4</p>
	<p>48285 48286 48287</p>	<p>Bracket for 100 - 150 mm extension silver white black</p>	<p>F 4 Endless Chain FE Motorised</p>
	<p>48300 48301 48302</p>	<p>Clamp Bracket grey white black</p>	<p>F 1-4 Cord Lock F 1-4 Guide Wire F Slope 1, 2 FD Slope 3, 4 F 7, 8 VS 1, 3-8 SR 1, 2 SDP 2, 3</p>
	<p>48320 48321 48322</p>	<p>Clamp Bracket für F4, FE grey white black</p>	<p>F 4 Endless Chain FE Motorised</p>
	<p>48333 48334 48335</p>	<p>Clamp Bracket with Tension Shoe grey white black</p>	<p>F 1-4 Guide Wire FE Guide Wire VS 1-4</p>
	<p>48210 48211 48212</p>	<p>Beading Bracket VS, Set grey white black</p>	<p>VS 2 VS 1, 3, 3SD max. blind width 50 cm</p>
	<p>48213 48214 48215</p>	<p>Beading Bracket F, Set grey white black</p>	<p>F 1, 3 max. blind width 90 cm</p>

Article	Order No.	Description	For Model Types
	<p>48260 48261 48262</p>	<p>Halter SR 1 S grey white black</p>	<p>SR 1 S</p>
	<p>48263 48264 48265</p>	<p>Wandwinkel SR 1 S grey white black</p>	<p>SR 1 S</p>
	<p>48266 48267 48268</p>	<p>Clamp Bracket SR 1 S grey white black</p>	<p>SR 1 S</p>
	<p>48240 48241 48242</p>	<p>Fixing Bracket, 70 mm grey white black</p>	<p>VS 9, 10 PL 32, 33</p>
	<p>48245 48246 48247</p>	<p>Fixing Bracket, 80 mm grey white black</p>	<p>VS 9, 10 PL 32, 33</p>
	<p>48290 48291 48292</p>	<p>Fixing Bracket, 140 mm grey white black</p>	<p>PLK 32, 33 PLE 32, 33</p>

Article	Order No.	Description	For Model Types
	48250 48251 48252	Adjustable Holder 70 mm grey white black	VS 9, 10 PLE 32, 33
	48140	Side Bracket DF Comfort	DF Comfort 10–30
	48150 48151 48152	Bottom Bracket DF Comfort, Set grey white black	DF Comfort 10–30
	48144	Anti Twist Item VS black	VS 1–3, VS 3SD VS 4, 4S
	48141 48142 48143	Tension Shoe grey white black	F 1–4 Cord Lock F 1–4 Guide Wire F 1–4 Composite Window VS 1–4
	49141 49142 49143	Tension Shoe with Snap Mechanism grey white black	VS 2

Article	Order No.	Description	For Model Types
	<p>48314 48315 48316</p>	<p>Snap Mechanism '10 VS grey white black</p>	<p>VS 2</p>
	<p>49224 49225 49226</p>	<p>Bracket and Tension Shoe with Snap Mechanism grey white black</p>	<p>VS 2</p>
	<p>49333 49334 49335</p>	<p>Special Bracket Holder and Tension Shoe with Snap Mechanism grey white black</p>	<p>VS 2</p>
	<p>49210 49211 49212</p>	<p>Beading Bracket VS and Tension Shoe with Snap Mechanism, Paar grey white black *with Tension Shoe</p>	<p>VS 2</p>
	<p>48180 48181 48182</p>	<p>Cord Winder grey white black</p>	<p>F 1-3 Cord Lock F 1-3 Guide Wire F 1 Composite Window F Slope 1, 2 FD Slope 3, 4 F 7, 8</p>
	<p>48185</p>	<p>Clamp for Operating Rod / Crank grey</p>	<p>VS 1-10 DF Comfort 10-30 DF 10-30 PL 11, 30-42 PLK 13, 30-33</p>

Article	Order No.	Description	For Model Types
	48187	Tassel for Chain white	F4
	48188	black	
	48514	Operating Rod without Joint 125 cm	PL 11, 30-42
	48515	150 cm	
	48516	200 cm	
	48517	250 cm	
	48504	Operating Rod with Joint 125 cm	VS 1-10 DF Comfort 10-30 DF 10-30 PL 11, 30-42
	48505	150 cm	
	48506	200 cm	
	48507	250 cm	
	48520	Manual Crank 125 cm	PLK 13, 30-33
	48521	150 cm	
	48522	200 cm	
	48523	250 cm	
	48530	Crank with Battery and Recharger 125 cm	PLK 13, 30-33
	48531	150 cm	
	48532	200 cm	
	48533	250 cm	
		Limited Mileage	
	48275	Bracket for Mounting Profile 48630 - 48633 grey	PL 11, 30-42 PLK 13, 30-33 PLE 12, 30-42
	48276	white	
	48277	black	
	48270	Bracket with Pin for Mounting Profile grey	PL 11, 30-42 PLK 13, 30-33 PLE 12, 30-42
	48271	white	
	48272	black	

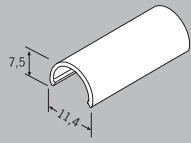
Article	Order No.	Description	For Model Types
	<p>48630 48631 48632 48633</p>	<p>Mounting Profile silver white black-brown brass</p>	<p>PL 11,30-42 PLK 13,30-33 PLE 12,30-42</p>
	<p>48600 48601 48602 48603</p>	<p>Side Bar DF Comfort silver white black-brown brass</p>	<p>DF Comfort</p>
	<p>48160 48161 48162</p>	<p>Operating handle grey white black</p>	<p>VS 1-10 DF Comfort 10-30 DF 10-30 PL 11,30-42</p>
	<p>48175 48176 48177</p>	<p>Operating handle grey white black</p>	<p>VS 1-10 DF Comfort 10-30 DF 10-30 PL 11,30-42</p>
	<p>48190</p>	<p>Bracket for Tension Rail black</p>	<p>VS 1-4 DF 10-30</p>
	<p>48195 48196 48197</p>	<p>End Cap Valance DF Comfort grey white black</p>	<p>DF Comfort 10 DF Comfort 30</p>

Article

Order No.

Description

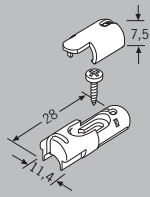
For Model Types



48620
48621
48622
48623

Fixed Tension Rail
silver
white
black-brown
brass

DF 10-30



48130
48131
48132

Tension Shoe for Fixed Tension Rail
grey
white
black

DF 10-30